

I'm making an earmold!



Note to Caregivers

This social story will show your child the steps of getting an ear mold. In this story we refer to earmold as a “clay.” You can determine which language is best to use for your child.

Some children benefit from distraction (during the appointment) and others benefit from a reward after an ear mold. If you brought anything with you to the clinic that could be used as a reward for tolerating an ear mold, then you can add this to the end of the story (e.g., “First clay, then you will get [insert prize here]”). See final page for example. Please see the customizable visual on the last page of this story.

I'm going to see the hearing doctor to make a new earmold.





I will check in
at the front
desk.




Now I will wait until the hearing doctor is ready to see me. I can play on the climber or with [insert distraction item from home here] while I wait.

When the doctor calls my name, I will walk to the room with my caregiver. My caregiver will stay with me at all times.



I will use hand sanitizer to clean my hands. The doctor will ask me and my caregiver some questions.





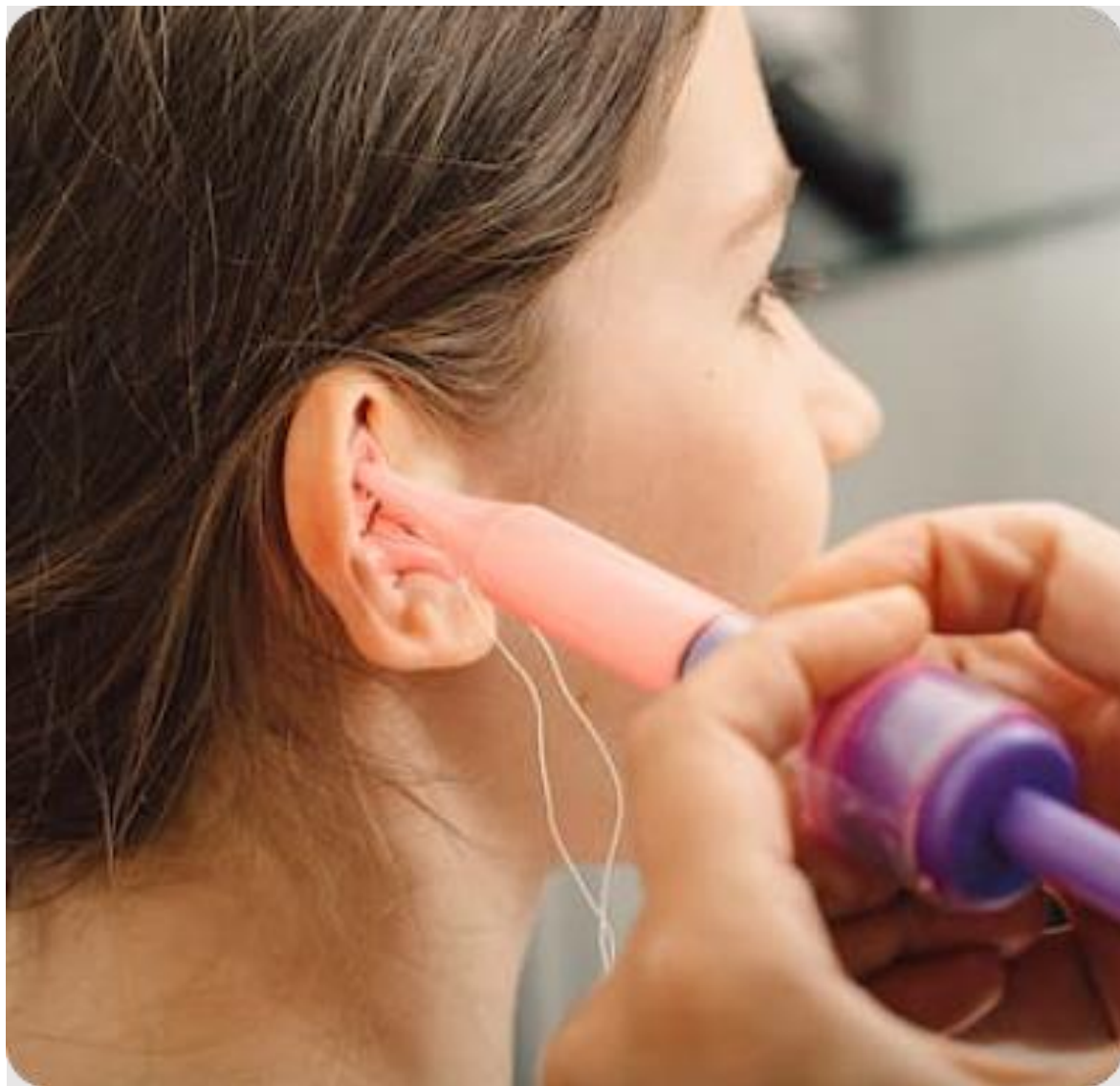
It's ok to feel nervous. If I am nervous, then I can hold my squishy ball or [insert item you brought with you for child to hold]. I can also ask the hearing doctor for a break.

The doctor will look in my ears with a special flashlight. It will feel cold and tickle. It will not hurt. I can count to 5 when they look in each ear.





Now the doctor will put a sponge with a string in my ear to keep it safe. It will feel like a tickle.



The doctor will mix the clay.

Now, the doctor will put the clay in my ear. It will feel cold and wet.

Now I will wait for the clay to dry. I can set a timer for 5 minutes.

I can play with [insert item brought from home] while I wait for the clay to dry.





When the timer rings, the doctor will take the clay out.





I did a great job making my earmolds. I kept my body calm and still. I am all done. Now it's time for [insert child's preferred activity or reward].





The End

Note to Caregivers

Parents/Caregivers: Below is a sample “first-then” visual if your child is earning a reward after a visit to the hearing doctor. Please feel free to add your own picture of the reward your child is earning under the word, “then. ” You can present this by saying, “First earmold, then _____” .

First	Then
	

Note to Caregivers

First	Then
	

Ex. First earmold, then _____.

Note to Caregivers


The reward chart will help the child know what they can do to earn stars and how many are needed to earn a reward. Feel free to add a picture of the reward your child is earning.

I am working towards...




Note to Caregivers

I am working towards...

A row of six empty, rounded rectangular boxes with black outlines, intended for caregivers to write notes or goals.

=

A single empty, rounded rectangular box with a black outline, positioned below the row of six boxes and preceded by an equals sign.

BOSTON
MEDICAL

The logo for Boston Medical Center features the word "BOSTON" in a large, white, serif font, with "MEDICAL" in a smaller, white, serif font directly below it. A thin white circle is positioned behind the text, with the word "CENTER" in a white, sans-serif font arched along its top edge.