

# Autism Communication Card



Please be patient

I AM **AUTISTIC**



I have my own way of communicating & interacting

Thank you for understanding


  
 The Autism Program

HELLO, MY NAME IS \_\_\_\_\_


**I AM AUTISTIC**

**THIS MAY IMPACT MY:**

- Communication: \_\_\_\_\_
- Behaviors: \_\_\_\_\_
- Interests: \_\_\_\_\_
- Stressors: \_\_\_\_\_
- Calming strategies: \_\_\_\_\_

If I ask for support, please call:

Phone: \_\_\_\_\_

Name: \_\_\_\_\_

Relationship: \_\_\_\_\_


  
 The Autism Program

1



Print out card on cardstock paper

2

Complete the information using a fine point pen or sharpie. Make sure to check with families about information.

3



Cut out and fold on the midline

4



Laminate

5

For the large card, use a hole-puncher to make a hole for lanyard at top of card

# Neurodivergence Communication Card



Please be patient

I AM  
**NEURODIVERGENT**



I have my own way  
of communicating &  
interacting

Thank you for  
understanding

HELLO, MY NAME IS \_\_\_\_\_

 I AM NEURODIVERGENT

THIS MAY IMPACT MY:

- Communication: \_\_\_\_\_
- Behaviors: \_\_\_\_\_
- Interests: \_\_\_\_\_
- Stressors: \_\_\_\_\_
- Calming strategies: \_\_\_\_\_

If I ask for support, please call:

Phone: \_\_\_\_\_

Name: \_\_\_\_\_

Relationship: \_\_\_\_\_

  
The Autism Program

1



Print out card on  
cardstock paper

2

Complete the  
information using a  
fine point pen or  
sharpie. Make sure to  
check with families  
about information.

3



Cut out and fold  
on the midline

4




Laminate

5


For the large card,  
use a  
hole-puncher to  
make a hole for  
lanyard at top of  
card

# Autism Communication Card



Please be patient

I AM  
**AUTISTIC**



I have my own way  
of communicating &  
interacting

Thank you for  
understanding

HELLO, MY NAME IS \_\_\_\_\_

**I AM AUTISTIC**

If I ask for support,  
please call:

Phone: \_\_\_\_\_

Name: \_\_\_\_\_

Relationship: \_\_\_\_\_

**BOSTON MEDICAL**  
The Autism Program

1




Print out card on  
cardstock paper

2

Complete the  
information using a  
fine point pen or  
sharpie. Make sure to  
check with families  
about information.

3



Cut out and fold on  
the midline

4



Laminate

# Neurodivergence Communication Card

Scissors icon indicating where to cut.

Please be patient

I AM **NEURODIVERGENT**

I have my own way of communicating & interacting

Thank you for understanding

HELLO, MY NAME IS \_\_\_\_\_

I AM NEURODIVERGENT

If I ask for support, please call:

Phone: \_\_\_\_\_

Name: \_\_\_\_\_

Relationship: \_\_\_\_\_

**CENTER FOR BOSTON MEDICAL**  
The Autism Program

1




Print out card on cardstock paper

2

Complete the information using a fine point pen or sharpie. Make sure to check with families about information.

3



Cut out and fold on the midline

4



Laminate