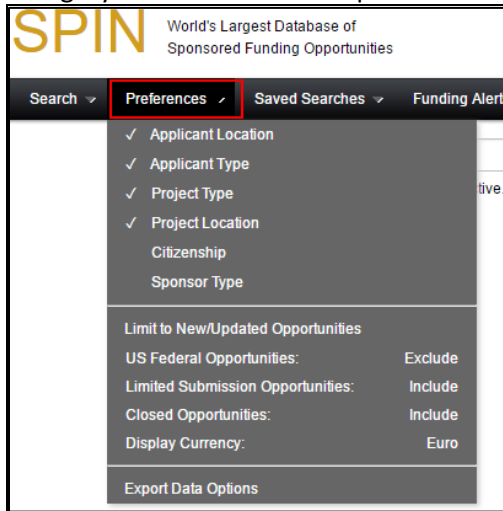
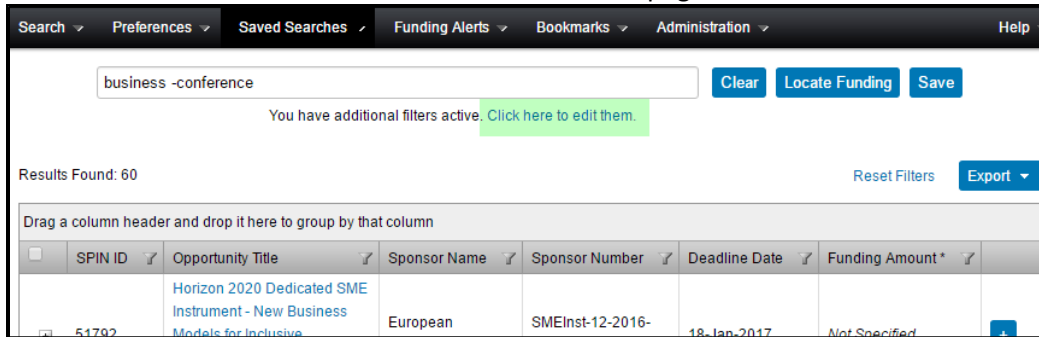


Category Filters and Search Options

Category Filters and Search Options are accessible via the Preferences menu

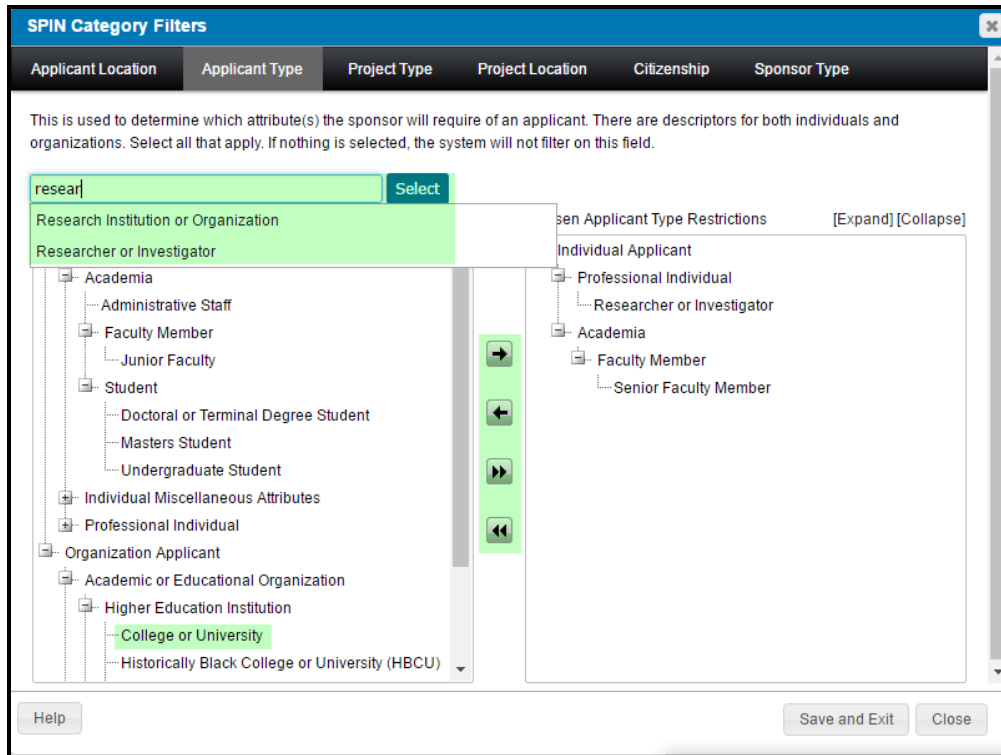


or via the “Click here to edit them” link on the Search page



Category Filters

- Applicant Location – This will ensure that you only receive opportunities available to applicants based in your location.
- Applicant Type – Select any individual or organisation descriptors that apply.
- Project Type – Used to determine what types of projects the sponsor is looking to fund, or what type of work the sponsor is intending be done by successful applicants.
- Project Location – This is used to determine where the sponsor will allow the work to be carried out. You should select all locations that you are willing to travel to in carrying out an award.
- Citizenship – This is used to determine if the sponsor maintains specific citizenship status requirements for their opportunities.

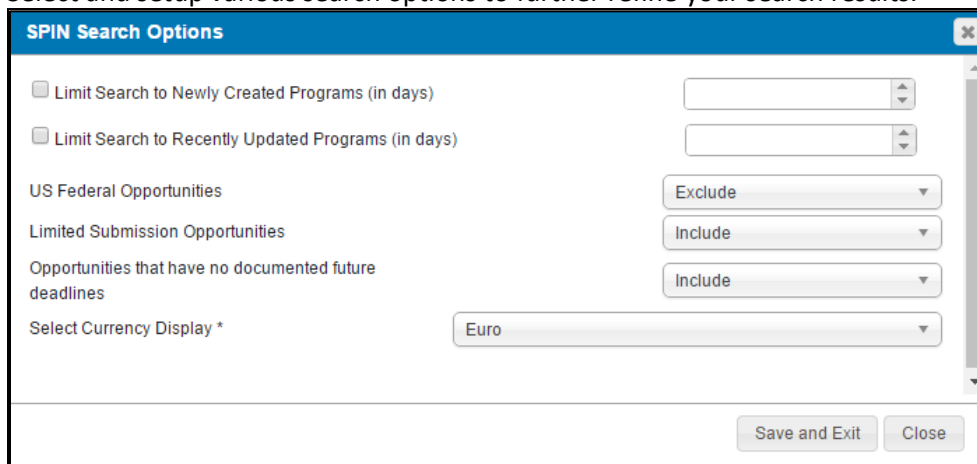


Notes

1. All Category Filters are optional. If no value is selected for a Category Filter, the system will not filter on this field i.e., all results are returned
2. Use the progressive text search box to locate particular category filters. Use the Select button after choosing the desired filter
3. Alternatively use the Arrows to move category filters to / from the chosen list
4. Save and Exit to return to your search

Search Options

Select and setup various search options to further refine your search results.



Save and Exit to return to your search.